

Going to a Web Page

Typing in the URL

If you know the web address (or URL) of a web page it is easy to get to!

1. Click into the address bar

The existing URL will go blue



Click into the

2. Delete any existing address
3. Type the address you require, e.g. *www.happy.co.uk*
4. Press Enter

Internet Explorer will load the page

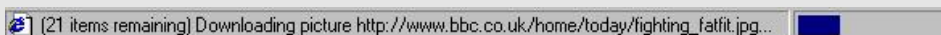
Or

5. Click on Go

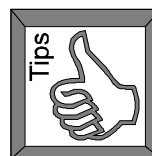
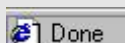


How much longer do I have to wait?

If you check the status bar at the bottom left of the screen, you will often see an indicator of how much has been downloaded already



When it is finished it will say "Done"



Error Messages

You may get error messages after you request the page. This can be for several reasons:

- The page may no longer exist
- One of the servers that you need may be broken
- Too many people may be trying to get the same page as you.

If you do get an error, wait for a while and then try again.



What If I don't know the address?

If you don't know the address, you can guess it (see page 21) or use a Search Engine (see page 44)

AutoComplete

If you have typed in an address before, you will probably find that Internet Explorer will finish typing it for you before you have reached the end. This is AutoComplete in action. If you would like to stop Internet Explorer doing this...

1. Click on Tools menu
2. Click on Internet Options
3. Click on the Content tab
4. Click on AutoComplete button
5. Click in the box next to web addresses so that it is *not* ticked



Accessing a web address you have already visited

1. Click the down arrow at the end of the address bar



2. Click on the address you require

Click here to see a list of recent addresses